

ZEUS System

INVICTA
INDUSTRIES



HYDRA-SHIELD

STORM RESISTANT LOUVRE

ZEUS — King of the Elements
Master of thunder, ruler of the
skies — ZEUS reigns above all.
Forged for dominance in the
fiercest conditions, this louvre is
not just named after the god of
gods — it embodies him.

Rain Defense: Class A
Aerodynamics: Class 3

Whether battling gales or
guarding against the deluge, ZEUS
is your frontline defender — the
**ultimate shield in the war against
the weather.**

**PERFORATED
SHEET**

INTRODUCTION & ARCHITECTURAL FEATURES



INTRODUCING ZEUS: THE NEXT GENERATION IN LOUVRE DESIGN

Engineered for storms, ZEUS HYDRA-SHEILD is the latest large-format horizontal perforated louvre system developed by Invicta Industries.

Whether it's shielding plant rooms, equipment enclosures, or modern facades—ZEUS delivers uncompromising performance with commanding presence.

KEY FEATURES:

- 150mm deep extruded aluminium blade profile
- Horizontal oriented blades to enhance ventilation and weather proofing
- 3mm 51% FOA perforated attached to the front for additional weather protection
- 25 year Commercial Powercoat Warranty

PERFORMANCE SPECIFICATIONS:

- **Free Open Area (FOA):** 62% louvre x 51% sheet = 31.6% FOA
- **Blade Pitch:** 120 mm
- **Maximum Blade Span:** 2000mm
- **Load Capacity:** Conforms to incidental live load requirements

TEST CERTIFICATIONS:

- **RainDefence: Class A** (99% effectiveness AS/NZS 4740:2000)
- **Aerodynamic Performance: Class 3** (DischargeCoefficient: 0.304)
- **Pressure Drop Testing:** Conducted at air velocities (from 1-3 m/s)



DESIGNED FOR THE
DIVINE.
ENGINEERED FOR THE
STORM.

MATERIALS, FINISHES, ACCESSORIES & TECHNICAL PERFORMANCE

MATERIAL OPTIONS:


- Aluminium Alloy: 6063
- Temper: T6
- High-grade extruded aluminium construction
- Powder coating and anodised finishes

OPTIONAL MESH TYPES:

- Bird/Vermin Mesh: Galvanised, stainless steel
- Insect Mesh: Fibreglass or aluminium
- Customisation:Specialised finishes available upon request

ACCESSORIES:


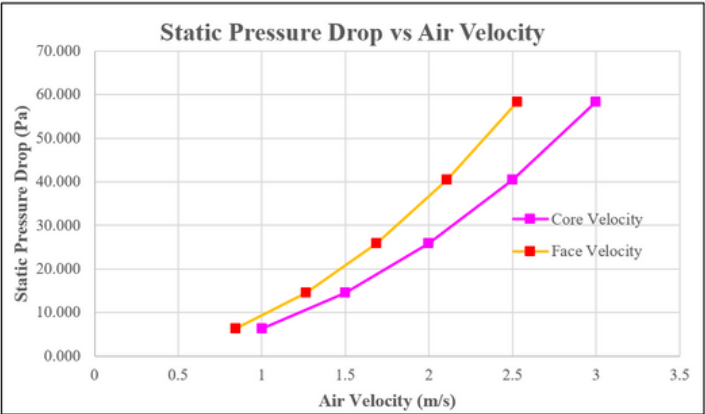
- Integrated louvred doors
- Removable mesh panels for easy maintenance
- Security grilles for added protection



STATIC PRESSURE DROP VS. AIR VELOCITY CHART:

Air Velocity (m/s)	Static Pressure Drop (Pa)
1	6.409
1.5	14.529
2	25.907
2.5	40.508
3	58.286

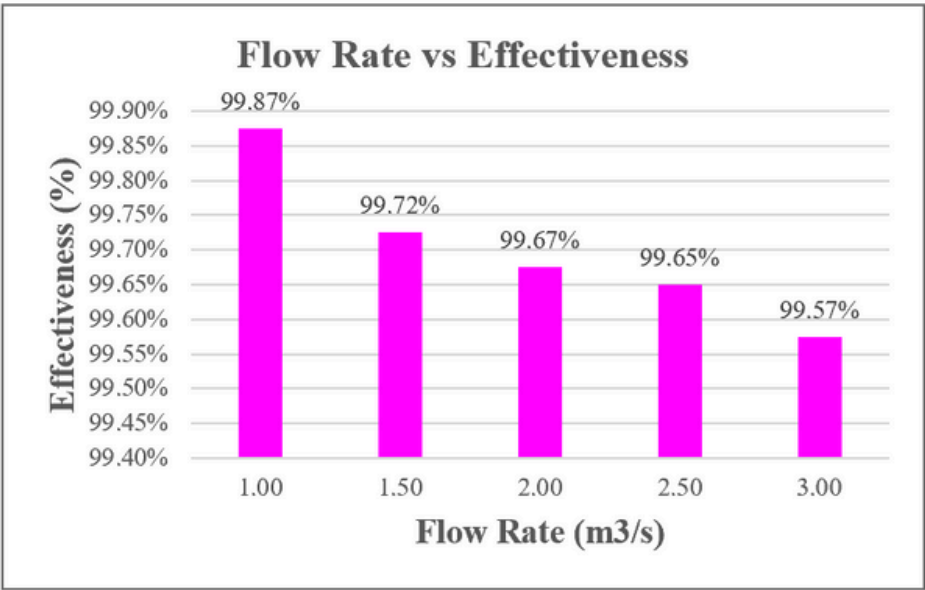
Note: Standard recommendation is to remain below 30 Pa at 1.5 m/s.





STATIC PRESSURE DROP VS. AIR VELOCITY CHART:

Ventilation Air Flow Rate (m3/s)	Effectiveness
1	99.87%
1.5	99.72%
2	99.67%
2.5	99.65%
3	99.57%

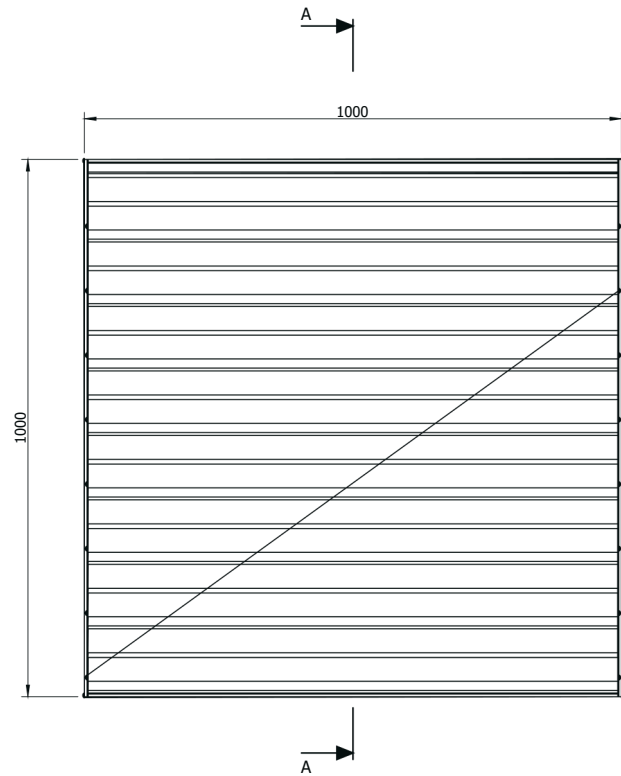
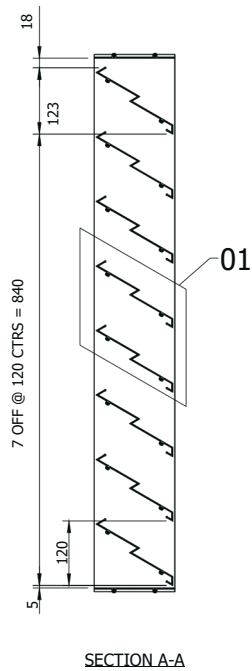


The Zeus louvre with perforated plate achieved an average effectiveness of 0.9970, qualifying it for a **Class A** rating.





SECTION VIEW DRAWING



DESIGNED FOR THE
DIVINE.
ENGINEERED FOR THE
STORM.

INVICTA INDUSTRIES

Phone: 0477 777 831

Email: taylor@invictaindustries.com.au

Website: www.invictaindustries.com.au